

All-Grey BIPV 210-230 Watt

Building Integrated PV

Positive power tolerance of 0~+3%


IEC61215(2016), IEC61730(2016)

ISO9001:2015: Quality Management System

ISO14001:2015: Environment Management System

ISO45001:2018

Occupational Health and Safety Management Systems



Key Features



Elegant and Compact Design

One of the main advantages in solar architecture. Aesthetic appeal without metal wire exposition.



Reliable performance

Dual glass structure guarantees lower crack and no diffusivity, also better corrosion resistance and less risk in transportation.



A Wide Range of Colors

A rich palette of colors that fits different architectural styles.



Power Generated Building

Integrated power generator can meet the requirements for energy-saving buildings



Higher Efficiency

More cells per unit area and higher module efficiency thanks to a higher-density cell arrangement.



First-class safety

Double layers of tempered glass with fire safety class A, enhanced wind load, heat resistance and frost resistance.



Building Integrated

Fully compliant with the electrical building safety, which makes it the ideal solution for BIPV.


PERFORMANCE WARRANTY

5 Year Product Warranty

25 Year Power Warranty

10% in the first 10 years and 20% in the remain 15 years

Engineering Drawings

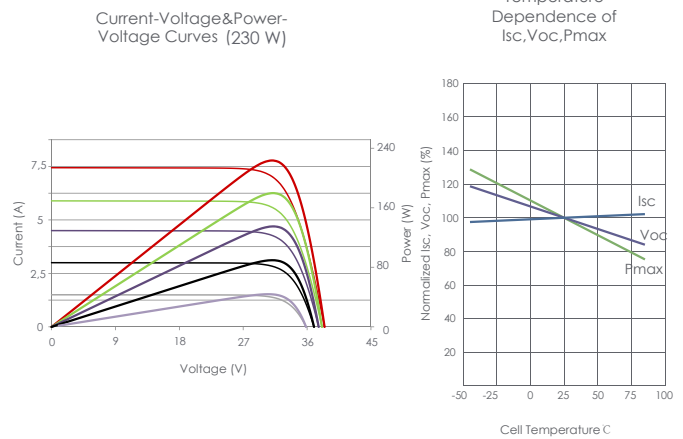


Packaging Configuration

(Two pallets = One stack)

17pcs/pallet , 34pcs/stack, 340pcs/40'HQ Container or customized

Electrical Performance & Temperature Dependence



Mechanical Characteristics

Cell Type	N Type Mono-crystalline
No. of Half-cell	108 (6×18)
Dimensions	1750×1150×11.5 mm (68.90×45.27×0.45 inch)
Weight	54.61 Kg (120.39 lbs)
Front/Back Glass	5.0 mm+5.0 mm tempered glass
Junction Box	IP68 Rated
Output Cables	TUV x4.0 mm ² , (+)400 mm, (-)200 mm or customized length

SPECIFICATIONS

Module Type	JKBF210N-54HL4-BDV-GY2D		JKBF215N-54HL4-BDV-GY2D		JKBF220N-54HL4-BDV-GY2D		JKBF225N-54HL4-BDV-GY2D		JKBF230N-54HL4-BDV-GY2D	
	STC	NOCT	STC	NOCT	STC	NOCT	STC	NOCT	STC	NOCT
Maximum Power (Pmax)	210 Wp	158 Wp	215 Wp	162 Wp	220 Wp	166 Wp	225 Wp	170 Wp	230 Wp	173 Wp
Maximum Power Voltage (Vmp)	32,4 V	30,2 V	32,4 V	30,2 V	32,4 V	30,2 V	32,4 V	30,2 V	32,4 V	30,2 V
Maximum Power Current (Imp)	6,49 A	5,24 A	6,65 A	5,37 A	6,80 A	5,49 A	6,96 A	5,62 A	7,11 A	5,4 A
Open-circuit Voltage (Voc)	38,4 V	36,4 V	38,4 V	36,4 V	38,4 V	36,4 V	38,4 V	36,4 V	38,4 V	36,4 V
Short-circuit Current (Isc)	6,84 A	5,52 A	7,01 A	5,66 A	7,17 A	5,78 A	7,33 A	5,92 A	7,49 A	6,05 A
Module Efficiency STC (%)	10,43 %		10,68 %		10,91 %		11,18 %		11,43 %	
Operating Temperature(°C)	-40°C~+85°C									
Maximum system voltage	1000/1500 VDC (IEC)									
Maximum series fuse rating	25 A									
Power tolerance	0~+3 %									
Temperature coefficients of Pmax	-0,29 %/°C									
Temperature coefficients of Voc	-0,25 %/°C									
Temperature coefficients of Isc	0,045 %/°C									
Nominal operating cell temperature (NOCT)	45±2°C									

*STC: Irradiance 1000 W/m² Cell Temperature 25°C

AM=1.5

NOCT: Irradiance 800 W/m² Ambient Temperature 20°C

AM=1.5

Wind Speed 1m/s

* Power measurement tolerance: ± 3 %

©2023 Jinko Solar Co., Ltd. All rights reserved.

* The parameters of BIPV product are determined according to detailed customization information, the datasheet is just for your reference. Specifications included in this datasheet are subject to change without notice for product improvement.

JKBF210-230N-54HL4-BDV-GY2D