

Cheetah HC 60MB

325-345 Watt


MONO PERC HALF CELL MODULE

Positive power tolerance of 0~+3%

- Half Cell
- Mono PERC 60 Cell



PERC



KEY FEATURES



5 Busbar Solar Cell

5 busbar solar cell adopts new technology to improve the efficiency of modules, offers a better aesthetic appearance, making it perfect for rooftop installation.



High Efficiency

Higher module conversion efficiency (up to 20.45%) benefit from half cell structure (low resistance characteristic).



PID Resistance

Excellent Anti-PID performance guarantee limited power degradation for mass production.



Low-light Performance

Advanced glass and cell surface textured design ensure excellent performance in low-light environment.




Severe Weather Resilience

Certified to withstand: wind load (2400 Pascal) and snow load (5400 Pascal).



Durability Against Extreme Environmental Conditions

High salt mist and ammonia resistance certified by TUV NORD.

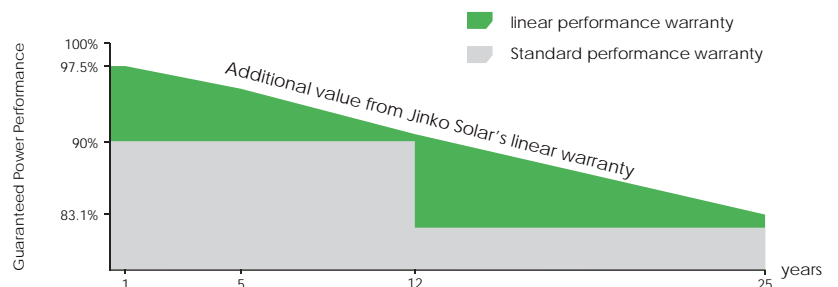


LINEAR PERFORMANCE WARRANTY

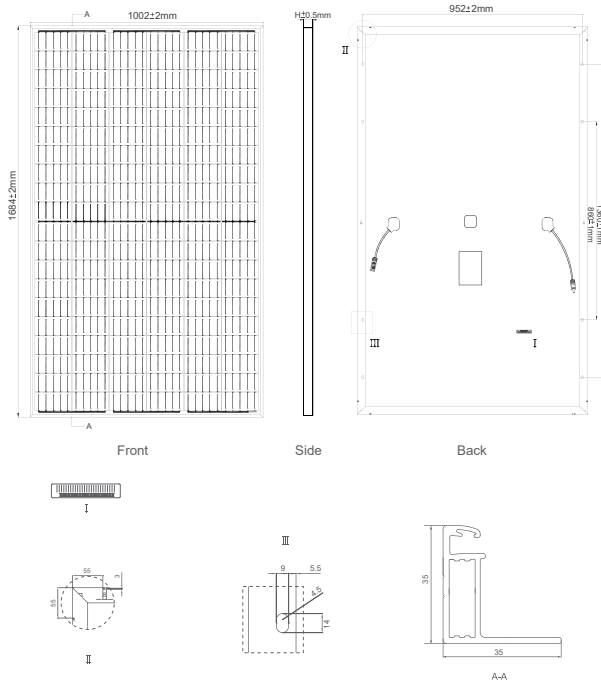
12 Year Product Warranty • 25 Year Linear Power Warranty



- ISO9001:2008, ISO14001:2004, OHSAS18001 certified factory
- IEC61215, IEC61730, UL1703 certified product



Engineering Drawings



Packaging Configuration

(Two pallets = One stack)

30pcs/pallet, 60pcs/stack, 780pcs/40'HQ Container

(Two pallets = One stack)

31pcs/pallet, 62pcs/stack, 806pcs/40'HQ Container

SPECIFICATIONS

| Module Type | JKM325M-60HB | | JKM330M-60HB | | JKM335M-60HB | | JKM340M-60HB | | JKM345M-60HB | |
|---|---------------|-------|--------------|-------|--------------|-------|--------------|-------|--------------|-------|
| | STC | NOCT | STC | NOCT | STC | NOCT | STC | NOCT | STC | NOCT |
| Maximum Power (Pmax) | 325Wp | 242Wp | 330Wp | 246Wp | 335Wp | 250Wp | 340Wp | 253Wp | 345Wp | 257Wp |
| Maximum Power Voltage (Vmp) | 33.6V | 31.6V | 33.8V | 31.8V | 34.0V | 32.0V | 34.2V | 32.2V | 34.4V | 32.4V |
| Maximum Power Current (Imp) | 9.68A | 7.66A | 9.77A | 7.74A | 9.87A | 7.82A | 9.96A | 7.86A | 10.04A | 7.94A |
| Open-circuit Voltage (Voc) | 41.1V | 38.0V | 41.3V | 38.2V | 41.5V | 38.4V | 41.7V | 38.6V | 41.9V | 38.8V |
| Short-circuit Current (Isc) | 10.20A | 8.54A | 10.31A | 8.65A | 10.36A | 8.74A | 10.55A | 8.86A | 10.64A | 8.97A |
| Module Efficiency STC (%) | 19.26% | | 19.56% | | 19.85% | | 20.15% | | 20.45% | |
| Operating Temperature (°C) | -40°C~+85°C | | | | | | | | | |
| Maximum System Voltage | 1000VDC (IEC) | | | | | | | | | |
| Maximum Series Fuse Rating | 20A | | | | | | | | | |
| Power Tolerance | 0~+3% | | | | | | | | | |
| Temperature Coefficients of Pmax | -0.36%/°C | | | | | | | | | |
| Temperature Coefficients of Voc | -0.28%/°C | | | | | | | | | |
| Temperature Coefficients of Isc | 0.048%/°C | | | | | | | | | |
| Nominal Operating Cell Temperature (NOCT) | 45±2°C | | | | | | | | | |

STC: Irradiance 1000W/m²

Cell Temperature 25°C

AM=1.5

NOCT: Irradiance 800W/m²

Ambient Temperature 20°C

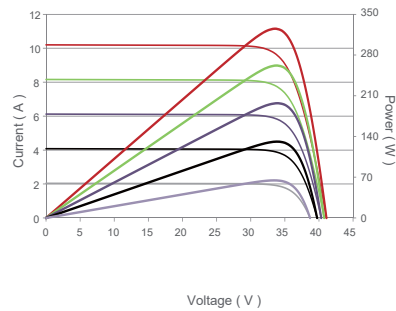
AM=1.5

Wind Speed 1m/s

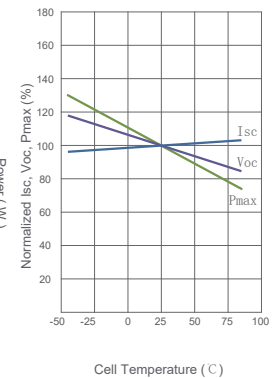
* Power measurement tolerance: ± 3%

Electrical Performance & Temperature Dependence

Current-Voltage & Power-Voltage Curves (325W)



Temperature Dependence of Isc, Voc, Pmax



Mechanical Characteristics

| | |
|-------------------|---|
| Cell Type | Mono PERC 158.75×158.75mm |
| No. of Half-cells | 120 (6×20) |
| Dimensions | 1684×1002×35mm (66.30×39.45×1.38 inch) |
| Weight | 19.0 kg (41.9 lbs) |
| Front Glass | 3.2mm, Anti-Reflection Coating, High Transmission, Low Iron, Tempered Glass |
| Frame | Anodized Aluminium Alloy |
| Junction Box | IP67 Rated |
| Output Cables | TÜV 1x4.0mm ² , (+) 290mm, (-) 145mm or Customized Length |